

Data Collection Checklist (MCSetup)




MTE User Manual - Site Lists

3.21

May 2009

Data Collection Checklist (MCSetup)

The Checklist feature provides a basic means of tracking the setup and data collection of a group of sites in MCSetup. An icon next to each site indicates the current state of the site. Initially, the Checklist icon will be blank. MCSetup will automatically change this icon when a site is setup, and then when the site has been unloaded, and ultimately stopped.

Icon	Description
	Site has been setup. (Survey started)
	Site has been unloaded, but not stopped. (Mid-survey inspection)
	Site has been unloaded and stopped. (Survey complete)



To reset the Checklist icon for a group of sites

1. In a Site List's list pane, **Shift** or **Ctrl** select a group of sites.
2. Right-click one of the selected sites, and select **Reset states** from the pop-up menu.

www.metrocount.com

Copyright© 1991, 2009 Microcom Pty Ltd. All rights reserved. MetroCount, Traffic Executive, MCSetup, MCSetLite, MCRReport, MCTools, Microcom and Microcom Pty Ltd, and the MetroCount and Microcom Pty Ltd logo, are trademarks of Microcom Pty Ltd. All other trademarks are the property of their respective owners. Other Microcom intellectual property including Patents and designs may be protected by international law. The furnishing of this software, the accompanying product or any related documentation or materials does not give you any license to this intellectual property.