

Speed Limits and Statistics

MTE User Manual - Report Profiles

4.03

MetroCount

Australia

15 O'Connor Close
North Coogee WA 6163
Ph: 08 9430 6164
Fax: 08 9430 6187
Email: sales@metrocount.com

United Kingdom

Unit 15, Oliver Business Park
Oliver Road
Park Royal, London NW10 7JB
Ph: 020 8782 8999
Fax: 020 8782 8737
Email: uksales@metrocount.com

United States

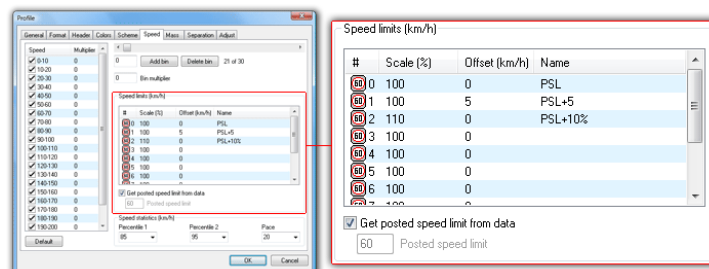
11820 West Market Place, Suite M
Fulton MD 20759
Ph: 800 576 5692
Fax: 301 490 3521
Email: usasales@metrocount.com

www.metrocount.com

Speed Limits and Statistics

Posted Speed Limit

The Posted Speed Limit (PSL) is the speed limit at the site where data was collected, and is used as the basis for speed statistics such as the number of speeding vehicles. The PSL can be settings are located on the **Speed** page of the Advanced Profile options.



Speed limits

The PSL can be automatically derived from the tagged datasets. With the **Get posted speed limit from data** option checked, MCRReport will scan the **Description** field of the tagged datasets' headers, looking for a PSL in the following form:

- Must be enclosed in angle brackets < >
- Default is km/h. Append an 'm' or 'M' for mph.
- The PSL can appear anywhere in the description, but other angle brackets cannot be inserted when using this feature.

Example Site Descriptions	
km/h	mph
Hay St <60>	<40 mph> Speed test, Euston Road
<60km/h> Hay Street	ACPO test, Harrow Road <40m>
Hay St, <50 km/h> study	Harrow Road, PSL=<40 MPH>

With this option checked, if MCRReport does not find a valid speed limit, or there are multiple tagged datasets with conflicting PSLs, the PSL will be set to zero.

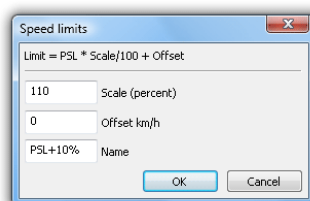
The best time to insert the PSL into the Description field is when a RSU is setup, and when creating Site Lists. For existing datasets the PSL can be inserted into the description using the **Transform data file** feature in MCRReport's File Tree.

When the automatic PSL option is unchecked, the PSL can be manually entered in the **Posted speed limit** box provided.

Speed Limits

The **Speed limits** list allows up to 10 additional speed thresholds to be set based on the PSL, using the formula **(PSL * Scale/100) + Offset**. The **Scale** column is a percentage, and **Offset** can be a positive or negative amount, in the same units as the PSL. Each additional limit can also be uniquely named.

To edit a speed threshold, simply double-click. Note that the first limit in the list is always the PSL, and cannot be changed.



Editing speed limit thresholds

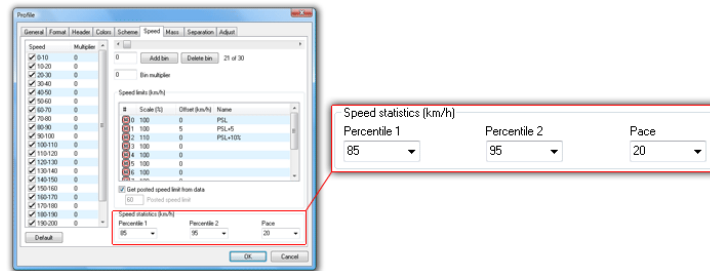
For example, given a PSL of 80, a scaling percentage of 110 will result in a speed threshold of 88. For a simple offset, leave the scaling percentage at 100 and use the Offset field.

Thresholds which are left as the same as the PSL (100% + 0) will not be displayed in reports.

Speed Percentiles and Pace

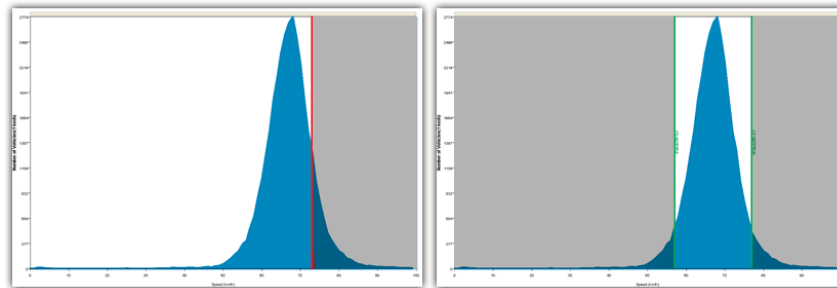
The **nth speed percentile** is the speed below which **n%** of vehicles were travelling. For example, the commonly used 85th percentile is the speed below which 85% of vehicles were travelling. MCRReport supports two speed percentiles, which can be set in 5% steps.

The **speed pace** is a continuous band of speeds **n km/h** or **mph** wide that contains the largest number of vehicles. The speed pace is a measure of the dispersion of speeds at a site, based on the number and percentage of vehicles within the pace. The speed pace can be set in 5 km/h or mph increments.



Speed statistics

For example, given a speed histogram, the 85th speed percentile will be a vertical line, with 85% of vehicles to the left. A 20km/h pace is a band 20km/h wide that contains the most vehicles.



Conceptual speed histogram examples showing 85th percentile, and 20km/h pace

Speed Statistics Block

Many speed-related reports combine the above speed limits and statistics into a compact block. An example of the form of this is provided below.

<p style="text-align: center;">Vehicles = 125765</p> <p>Posted speed limit= 80 km/h, Exceeding = 84352 (67.07%), Mean Exceeding = 86.88 km/h Limit 1 (PSL+10%) (80 * 110%) + 0 = 88 km/h, Exceeding = 27223 (21.65%) Maximum = 174.7 km/h, Minimum = 0.0 km/h, Mean = 83.2 km/h 85% Speed = 90.0 km/h, 95% Speed = 95.8 km/h, Median = 82.4 km/h 20 km/h Pace = 73 - 93, Number in Pace = 107015 (85.09%) Variance = 60.72, Standard Deviation = 7.79 km/h</p>

www.metrocount.com

Copyright© 1991, 2013 Microcom Pty Ltd. All rights reserved. MetroCount, Traffic Executive, MCSetup, MCSetLite, MCRReport, MCTools, Microcom and Microcom Pty Ltd, and the MetroCount and Microcom Pty Ltd logo, are trademarks of Microcom Pty Ltd. All other trademarks are the property of their respective owners. Other Microcom intellectual property including Patents and designs may be protected by international law. The furnishing of this software, the accompanying product or any related documentation or materials does not give you any license to this intellectual property.