

Classification Schemes

MTE User Manual

4.03

MetroCount

Australia

15 O'Connor Close
North Coogee WA 6163
Ph: 08 9430 6164
Fax: 08 9430 6187
Email: sales@metrocount.com

United Kingdom

Unit 15, Oliver Business Park
Oliver Road
Park Royal, London NW10 7JB
Ph: 020 8782 8999
Fax: 020 8782 8737
Email: uksales@metrocount.com













United States

11820 West Market Place, Suite M
Fulton MD 20759
Ph: 800 576 5692
Fax: 301 490 3521
Email: usasales@metrocount.com

www.metrocount.com

ARX is a modification of AustRoads94. It removes class 12, moves all other classes up by one, and inserts a cycle class as class 1.

- **Units:** Metric (m)
- **Car class:** 2
- **Unclassifiable vehicle class:** 13

Axles	Groups	Description	Class		Parameters	Dominant Vehicle	Aggregate
2	1 or 2	Very Short - Bicycle or Motorcycle	MC	1	$d(1) < 1.7\text{m} \ \& \ \text{axles} = 2$		1 (Light)
2	1 or 2	Short - Sedan, Wagon, 4WD, Utility, Light Van	SV	2	$d(1) \geq 1.7\text{m}, d(1) \leq 3.2\text{m} \ \& \ \text{axles} = 2$		
3, 4 or 5	3	Short Towing - Trailer, Caravan, Boat, etc.	SVT	3	$\text{groups} = 3, d(1) \geq 2.1\text{m}, d(1) \leq 3.2\text{m}, d(2) \geq 2.1\text{m} \ \& \ \text{axles} = 3, 4, 5$		
2	2	Two axle truck or Bus	TB2	4	$d(1) > 3.2\text{m} \ \& \ \text{axles} = 2$		2 (Medium)
3	2	Three axle truck or Bus	TB3	5	$\text{axles} = 3 \ \& \ \text{groups} = 2$		
>3	2	Four axle truck	T4	6	$\text{axles} > 3 \ \& \ \text{groups} = 2$		
3	3	Three axle articulated vehicle or Rigid vehicle and trailer	ART3	7	$d(1) > 3.2\text{m}, \text{axles} = 3 \ \& \ \text{groups} = 3$		3 (Heavy)
4	>2	Four axle articulated vehicle or Rigid vehicle and trailer	ART4	8	$d(2) < 2.1\text{m} \ \text{or} \ d(1) < 2.1\text{m} \ \text{or} \ d(1) > 3.2\text{m}$ $\text{axles} = 4 \ \& \ \text{groups} > 2$		
5	>2	Five axle articulated vehicle or Rigid vehicle and trailer	ART5	9	$d(2) < 2.1\text{m} \ \text{or} \ d(1) < 2.1\text{m} \ \text{or} \ d(1) > 3.2\text{m}$ $\text{axles} = 5 \ \& \ \text{groups} > 2$		
≥ 6	>2	Six (or more) axle articulated vehicle or Rigid vehicle and trailer	ART6	10	$\text{axles} = 6 \ \& \ \text{groups} > 2 \ \text{or} \ \text{axles} > 6 \ \& \ \text{groups} = 3$		
>6	4	B-Double or Heavy truck and trailer	BD	11	$\text{groups} = 4 \ \& \ \text{axles} > 6$		
>6	≥ 5	Double or triple road train or Heavy truck and two (or more) trailers	DRT	12	$\text{groups} \geq 5 \ \& \ \text{axles} > 6$		

Scheme F

Scheme F is an implementation of the FHWA's visual classification scheme as an axle-based classification scheme. This is one of several interpretations.

- **Units:** Non-metric (ft)
- **Car class:** 2
- **Unclassifiable vehicle class:** 14

Axles	Class	Description	SP1	SP2	SP3	SP4	SP5	Aggregate
2	F1	motorcycle	< 6.0					1 (Light)
	F2	passenger car or light pickup	6.0 - 10.0					1
	F3	heavy pickup	10.0 - 15.0					1
	F5	two-axle truck	15.0 - 20.0					2 (Medium)
	F4	bus	> 20.0					2
3	F2	car with trailer	< 10.0	10.0 - 18.0				1
	F3	pickup with trailer	10.0 - 15.0	10.0 - 18.0				1
	F4	bus	> 19.0					2
	F8	2S1		> 18.0				3 (Heavy)
	F6	three-axle truck						2
4	F2	car with trailer	< 10.0		< 3.5			1
	F3	pickup with trailer	10.0 - 15.0		< 3.5			1
	F8	2S2		> 5.0	> 3.5			3
	F8	3S1		< 5.0	> 10.0			3
	F7	four-axle truck						2
5	F11	2S1-2		> 6.0				3
	F9	3S2		< 6.1		3.5 - 8.0		3
	F3	pickup with trailer	9.9 - 15.0			< 3.5		1
	F5	two-axle truck with trailer	14.9 - 20.0			< 3.5		2
	F9	five-axle combination						3
6	F10	six-axle combination			3.5 - 5.0			3
	F12	3S1-2					> 10.0	3
	F10	3S3						3
>=7	F13	seven (or more) axle combination						3

Scheme F2

Scheme F2 is an implementation of the FHWA's visual classification scheme as an axle-based classification scheme. This is one of several interpretations.

- **Units:** Non-metric (ft)
- **Car class:** 2
- **Unclassifiable vehicle class:** 14

Class	Type	Axles	SP1	SP2	SP3	SP4	SP5	SP6	SP7	SP8	Aggregate
1	F1	2	1.0-6.0								1 (Light)
2	F2	2	6.0-10.2								
		3	6.0-10.2	6.0-18.0							
		4	6.0-10.2	6.0-18.0	0.0-6.0						
3	F3	2	10.2-13.0								
		3	10.2-13.0	6.0-18.0							
		4	10.2-13.0	6.0-18.0	0.0-6.0						
4	F4	2	20.0-40.0								2 (Medium)
		3	20.0-40.0	0.0-6.0							
5	F5	2	13.0-20.0								
6	F6	3	6.0-23.0	0.0-6.0							
7	F7	4	6.0-23.0	0.0-9.0	0.0-9.0						
		5	6.0-17.0	0.0-6.0	0.0-6.0	0.0-6.0					
		6	6.0-17.0	0.0-6.0	0.0-6.0	0.0-6.0	0.0-6.0				
8	F8	3	6.0-17.0	14.0-40.0							3 (Heavy)
		4	6.0-20.0	0.0-6.0	6.0-40.0						
		4	6.1-17.0	14.0-40.0	0.0-6.1						
9	F9	5	6.0-22.0	0.0-6.0	6.0-40.0	0.0-12.5					
		5	6.0-22.0	0.0-6.0	6.0-23.0	1.1-23.0					
10	F10	6	6.0-22.0	0.0-6.0	0.0-40.0	0.0-11.0	0.0-11.0				
		7	6.0-22.0	0.0-6.0	0.0-40.0	0.0-13.0	0.0-13.0	0.0-13.0			
11	F11	5	6.0-17.0	11.0-25.0	6.0-18.0	11.0-25.0					
12	F12	6	6.0-22.0	0.0-6.0	1.0-25.0	6.0-18.0	11.0-25.0				
13	F13	7-9	0.0-40.0	0.0-40.0	0.0-40.0	0.0-40.0	0.0-40.0	0.0-40.0	0.0-40.0	0.0-40.0	

Scheme F99

Scheme F99 is the decision trees described in Truck Characteristics Analysis, FHWA July 1999 with all redundancy removed. Note motorcycles have been restored.













- **Units:** Non-metric (ft)
- **Car class:** 2
- **Unclassifiable vehicle class:** 14

Class	Type	Axles	SP1	SP2	SP3	SP4	SP5	Aggregate
1	F1	2	0.00-6.00					1 (Light)
2	F2	2	0.00-9.90					
3	F3	2						
		3						
		4	11.40-50.00					
		4		0.00-22.00				
4	F4	3		0.00-5.80				2 (Medium)
5	F5	2	12.10-50.00					
		5		9.90-31.70				
6	F6	3	0.00-18.80	0.00-5.80				
		5				0.00-3.50		
8	F8	3		20.90-50.00				
		4		24.70-50.00				
		4			12.60-50.00			
		4						
9	F9	5		9.90-50.00				
		5						
10	F10	6				0.00-12.70	3 (Heavy)	
11	F11	5		9.90-40.00		11.80-50.00		
12	F12	6						
13	F13	7-20						

AustRoads94

Austrroads94 replaced NAASRA in Australia in 1994. It is an improved system using information from the spacings of the first three axles, the total number of axles and the number of axle groups. There are 13 classes.

- **Units:** Metric (m)
- **Car class:** 1
- **Unclassifiable vehicle class:** 13

Axles	Groups	Description	Class		Parameters	Dominant Vehicle	Aggregate
2	1 or 2	Short - Sedan, Wagon, 4WD, Utility, Light Van	SV	1	$d(1) \geq 1.7\text{m}$, $d(1) \leq 3.2\text{m}$ & axles=2		1 (Light)
3, 4 or 5	3	Short Towing - Trailer, Caravan, Boat, etc.	SVT	2	groups=3, $d(1) \geq 2.1\text{m}$, $d(1) \leq 3.2\text{m}$, $d(2) \geq 2.1\text{m}$ & axles=3,4,5		
2	2	Two axle truck or Bus	TB2	3	$d(1) > 3.2\text{m}$ & axles=2		2 (Medium)
3	2	Three axle truck or Bus	TB3	4	axles=3 & groups=2		
>3	2	Four axle truck	T4	5	axles>3 & groups=2		
3	3	Three axle articulated vehicle or Rigid vehicle and trailer	ART3	6	$d(1) > 3.2\text{m}$, axles=3 & groups=3		3 (Heavy)
4	>2	Four axle articulated vehicle or Rigid vehicle and trailer	ART4	7	$d(2) < 2.1\text{m}$ or $d(1) < 2.1\text{m}$ or $d(1) > 3.2\text{m}$ & axles = 4 & groups>2		
5	>2	Five axle articulated vehicle or Rigid vehicle and trailer	ART5	8	$d(2) < 2.1\text{m}$ or $d(1) < 2.1\text{m}$ or $d(1) > 3.2\text{m}$ & axles=5 & groups>2		
>=6	>2	Six (or more) axle articulated vehicle or Rigid vehicle and trailer	ART6	9	axles=6 & groups>2 or axles>6 & groups=3		
>6	4	B-Double B-Double or Heavy truck and trailer	BD	10	groups=4 & axles>6		
>6	5 or 6	Double road train or Heavy truck and two trailers	DRT	11	groups=5 or 6 & axles>6		
>6	>6	Triple road train or Heavy truck and three trailers	TRT	12	groups>6 & axles>6		

NAASRA

NAASRA was used in Australia until 1994. It is a system classifying according to the total number of axles, the number of axle groups and vehicle wheelbase. There are 13 classes.

- **Units:** Metric (m)
- **Car class:** 1
- **Unclassifiable vehicle class:** 13

Class		Description	Axles	Wheelbase
S2	1	Car	2	0 - 3.0
M345	2	Car + trailer	3 - 5	3.0 - 7.5
M2	3	Medium length 2 axle	2	3.0 - 7.5
M3	4	Medium length 3 axle	3	3.0 - 7.5
M4	5	Medium length 4 axle	4	3.0 - 7.5
L3	6	Long length 3 axle	3	7.5 - 18.5
L4	7	Long length 4 axle	4	7.5 - 18.5
L5	8	Long length 5 axle	5	7.5 - 18.5
L6	9	Long length 6 axle	6	7.5 - 18.5
L78	10	Long length 7 or 8 axle	7 - 8	7.5 - 18.5
Mc	11	Medium combination	5 - 11	18.5 - 34.0
Lc	12	Long combination	6 - 19	> 34.0

TNZ 1999

TNZ 1999 is a scheme developed by Transit New Zealand. It has 14 classes.

- **Units:** Metric (m)
- **Car class:** 1
- **Unclassifiable vehicle class:** 14

Class	Axles	Vehicle Types	SP1	SP2	SP3	SP4	Aggregate
1	2	o-o (short)	< 3.2				1 (Car & LCV)
2	3	o-o-o (short towing)	< 3.2				
	4	o-o-oo (short towing)	2.2 - 3.2		< 1.0		
3	2	o--o (long)	> 3.2				2 (MCV)
4	3	o-oo	> 3.2	< 2.2			3 (HCV1)
5	3	o-o--o	> 3.2	> 2.2			
6	4	oo--oo	< 2.2				
7	4	o--o-o--o	> 2.2		> 1.0		
		o-o--oo					
8	5	o--oo-o--o					
		o-oo--oo					
9	6	o-oo--ooo	> 2.2			< 1.4	4 (HCV2)
10	6	o-oo-o--oo	> 2.2			> 1.4	
11	7	o-oo--oo--oo (B-train)	> 2.2				
		o--oo-oo--oo (T & T)					
		o-oo--oo-o--o (A-train)					
12	6 - 8	oo--oo-o--o	< 2.2				
		oo--oo-o--oo					
		oo--oo-oo--oo					
13	8-9	o-oo--ooo-oo (B-train)	> 2.2				
		o-oo-ooo-o--o (A-train)					
		o-oo-oo-o--oo (A-train)					
		o-oo--ooo--ooo (B-train)					

Scheme Axle

Simply the number of axles in the vehicle.

- **Units:** Metric (m)
- **Car class:** 2
- **Unclassifiable vehicle class:** 12

Class	Name	Axles	Aggregate
1	1Ax	1	1
2	2Ax	2	2
3	3Ax	3	3
4	4Ax	4	4
5	5Ax	5	5
6	6Ax	6	6
7	7Ax	7	7
8	8Ax	8	8
9	9Ax	9	9
10	10Ax	10	10
11	>10Ax	>10	11

Vägverket

- **Units:** Metric (m)
- **Car class:** 2
- **Unclassifiable vehicle class:** 15

Class	Type	Axles	SP1	SP2	SP3	SP4	SP5	SP6	Aggregate
1	MC	2	0.8 - 1.8						1 (MC)
2	P20	2	1.8 - 3.3						2 (P)
3	P21	3	1.8 - 3.3	1.8 - 6.0					
4	P22	4	1.8 - 3.3	1.8 - 6.0	0.0 - 6.0				
5	L20	2	3.3 - 10.5						3 (L)
6	L21	3	3.3 - 10.5	1.8 - 10.5					
7	L22	4	3.3 - 10.5	3.3 - 10.5	0.8 - 3.3				
		4	3.3 - 10.5	1.8 - 10.5	3.3 - 10.5				
8	L23	5	1.8 - 6.0	3.3 - 10.5	0.8 - 1.8	0.8 - 3.3			
		5	3.3 - 10.5	1.8 - 10.5	1.8 - 10.5	0.8 - 3.3			
		5	3.3 - 10.5	3.3 - 10.5	0.8 - 1.8	3.3 - 10.5			
9	L24	6	3.3 - 10.5	3.3 - 10.5	0.8 - 1.8	1.8 - 10.5	0.8 - 3.3		
		6	3.3 - 10.5	3.3 - 10.5	6.0 - 10.5	0.8 - 1.8	0.8 - 3.3		
10	L30	3	1.8 - 10.5	0.8 - 1.8					
11	L31	4	1.8 - 6.0	0.8 - 1.8	3.3 - 10.5				
12	L32	5	1.8 - 6.0	0.8 - 1.8	3.3 - 10.5	0.8 - 10.5			
13	L33	6	1.8 - 6.0	0.8 - 1.8	3.3 - 10.5	0.8 - 1.8	0.8 - 3.3		
		6	1.8 - 6.0	0.8 - 1.8	3.3 - 10.5	1.8 - 10.5	0.8 - 3.3		
		6	1.8 - 6.0	0.8 - 1.8	3.3 - 10.5	0.8 - 1.8	3.3 - 10.5		
14	L34	7	1.8 - 6.0	0.8 - 1.8	3.3 - 10.5	0.8 - 1.8	1.8 - 10.5	0.8 - 3.3	
		7	1.8 - 6.0	0.8 - 1.8	3.3 - 10.5	1.8 - 10.5	0.8 - 1.8	0.8 - 3.3	

Arkansas F99

This is very similar to Scheme F99. The boundary between F3 and F5 has been changed.

- **Units:** Non-metric (ft)
- **Car class:** 2
- **Unclassifiable vehicle class:** 14

Class	Type	Axles	SP1	SP2	SP3	SP4	SP5	Aggregate	
1	F1	2	0.00 - 6.00					1 (Light)	
2	F2	2	0.00 - 9.90						
3	F3	2							
		3							
		4	11.40 - 50.00						
		4		0.00 - 22.00					
4	F4	3		0.00 - 5.80				2 (Medium)	
5	F5	2	12.60 - 50.00						
		5		9.90 - 31.70					
6	F6	3	0.00 - 18.80	0.00 - 5.80					
		5				0.00 - 3.50			
8	F8	3		20.90 - 50.00				3 (Heavy)	
		4		24.70 - 50.00					
		4			12.60 - 50.00				
		4							
9	F9	5		9.90 - 50.00					
		5							
10	F10	6					0.00 - 12.70		
11	F11	5		9.90 - 40.00		11.80 - 50.00			
12	F12	6							
13	F13	7-20							

ARX Cycle

ARX with cycle class.

- **Units:** Metric (m)
- **Car class:** 3
- **Unclassifiable vehicle class:** 14

Class	Type	Axles	Grps	SP1	SP2	Aggregate
1	CYCLE	2	1 - 2	0.0 - 1.15		1 (Light)
2	MC	2	1 - 2	1.15 - 1.7		
3	SV	2	1 - 2	1.7 - 3.2		
4	SVT	3 - 5	3	2.1 - 3.2	2.1 - 50.0	
5	TB2	2	2	3.2 - 50.0		2 (Medium)
6	TB3	3	2			
7	T4	4 - 20	2			
8	ART3	3	3	3.2 - 50.0		3 (Heavy)
9	ART4	4	3 - 4		0.0 - 2.1	
		4	3 - 4	0.0 - 2.1		
		4	3 - 4	3.2 - 50.0		
10	ART5	5	3 - 5		0.0 - 2.1	
		5	3 - 5	0.0 - 2.1		
		5	3 - 5	3.2 - 50.0		
11	ART6	6	2 - 6			
		6 - 20	3			
12	BD	7 - 20	4			
13	DRT	7 - 20	5 - 6			
		7 - 20	7 - 20			

Chelsea

Custom scheme for Daimler-Chrysler.

- **Units:** Non-metric (ft)
- **Car class:** 1
- **Unclassifiable vehicle class:** 4

Class	Type	Axles	SP1
1	C	2	0.00 - 9.00
2	C	2	9.00 - 10.00
3	C	2	10.00 - 40.00

GB DTp National Core Census.

- **Units:** Metric (m)
- **Car class:** 3
- **Unclassifiable vehicle class:** 12

Class	Type	Axles	SP1	SP2	SP3	SP4	SP5
1	C	2	0.00 - 1.06				
2	O	2	1.06 - 1.70				
3	CAR	2	1.70 - 2.64				
		3	1.89 - 2.95	1.90 - 4.00			
		3	1.89 - 2.95	3.50 - 6.00			
		4	1.89 - 2.95	1.90 - 6.00	0.50 - 1.30		
4	LGV	2	2.64 - 3.75				
5	R2	2	3.75 - 6.00				
6	R3	3	2.00 - 6.00	1.00 - 1.90			
		3	1.00 - 1.88	2.00 - 12.00			
7	R4	4	1.00 - 1.90	2.00 - 12.00	1.00 - 1.90		
		4	3.00 - 9.00	1.00 - 2.50	1.00 - 2.50		
8	A3	3	2.95 - 9.20	1.90 - 4.00			
		3	1.89 - 3.99	3.50 - 15.00			
		4	2.95 - 12.00	2.00 - 12.00	2.50 - 12.00		
		4	2.95 - 9.20	2.50 - 9.00	0.50 - 2.50		
		4	1.89 - 3.99	3.50 - 15.00	1.05 - 2.50		
9	A4	4	1.89 - 2.95	3.50 - 6.00	1.05 - 1.30		
		4	1.00 - 1.90	1.90 - 12.00	2.00 - 15.00		
		4	1.70 - 5.25	1.00 - 1.90	2.00 - 15.00		
10	A5+	5	2.00 - 12.00	1.00 - 12.00	2.00 - 12.00	1.00 - 1.90	
		5	2.00 - 12.00	1.00 - 1.90	1.90 - 12.00	2.50 - 12.00	
		5	1.70 - 5.25	1.00 - 1.90	2.00 - 15.00	1.00 - 2.50	
		5	1.00 - 1.90	1.90 - 12.00	2.00 - 15.00	1.00 - 2.50	
		5	2.00 - 12.00	2.00 - 15.00	0.70 - 1.80	0.70 - 1.80	
		6	2.00 - 12.00	1.00 - 1.90	1.90 - 12.00	2.00 - 12.00	1.00 - 1.90
		6	1.90 - 5.25	1.00 - 1.90	2.00 - 15.00	1.00 - 1.90	1.00 - 1.90
		7 - 20					
11	BUS	2	6.00 - 12.00				
		3	6.00 - 12.00	1.00 - 1.90			

Euro13

- **Units:** Metric (m)
- **Car class:** 1
- **Unclassifiable vehicle class:** 13

Class	Type	Axles	SP1	SP2	SP3	SP4	SP5	Aggregate	
1	EU13-1	2	1.71 - 2.99					1 (Light)	
		3	1.89 - 2.96	1.90 - 4.01					
		4	1.89 - 2.96	3.50 - 6.01	1.05 - 1.31				
		4	1.89 - 2.96	1.90 - 6.01	0.50 - 1.31				
2	EU13-2	2	2.99 - 4.51						
3	EU13-3	3	2.00 - 7.01	1.00 - 1.91					
4	EU13-4	4	1.00 - 1.91	2.00 - 12.01	1.00 - 1.91			2 (Medium)	
		4	3.00 - 9.01	1.00 - 2.51	1.00 - 2.51				
5	EU13-5	3	2.65 - 9.21	1.90 - 4.01				2 (Medium)	
		4	2.96 - 12.01	2.00 - 12.01	2.50 - 12.01				
		4	2.96 - 9.21	2.50 - 9.01	0.50 - 2.51				
		5	2.00 - 12.01	1.00 - 12.01	2.00 - 12.01	1.00 - 1.91			
6	EU13-6	5	2.00 - 12.01	1.00 - 1.91	1.90 - 12.01	2.50 - 12.01		2 (Medium)	
		6	2.00 - 12.00	1.00 - 1.90	1.90 - 12.00	2.00 - 12.00	1.00 - 1.90		
7	EU13-7	3	1.89 - 4.00	4.01 - 15.01				3 (Heavy)	
8	EU13-8	4	1.89 - 4.00	3.50 - 15.01	1.05 - 2.51				
9	EU13-9	5	2.00 - 12.01	2.00 - 15.01	0.70 - 1.81	0.70 - 1.81			
10	EU13-10	4	1.00 - 1.91	1.90 - 12.01	2.00 - 15.01				3 (Heavy)
		4	1.70 - 5.26	1.00 - 1.91	2.00 - 15.01				
		5	1.70 - 5.26	1.00 - 1.91	2.00 - 15.01	1.00 - 2.51			
		5	1.00 - 1.91	1.90 - 12.01	2.00 - 15.01	1.00 - 2.51			
11	EU13-11	6	1.90 - 5.25	1.00 - 1.90	2.00 - 15.00	1.00 - 1.90	1.00 - 1.90		
12	EU13-12	2	4.51 - 6.41					3 (Heavy)	
		3	1.00 - 1.89	2.00 - 12.01					

FLDOT Class Scheme

- **Units:** Non - metric (ft)
- **Car class:** 2
- **Unclassifiable vehicle class:** 15

Class	Type	Axles	SP1	SP2	SP3	SP4	SP5	SP6	Aggregate
1	MC	2	0.0 - 6.0						1 (Light)
2	AUTO	2	6.0 - 10.0						
		3	6.0 - 10.0	6.0 - 25.0					
3	RV	4	6.0 - 10.0	6.0 - 25.0	0.0 - 6.0				
		2	10.0 - 13.3						
		3	10.0 - 13.3	6.0 - 25.0					
		4	10.0 - 13.3	6.0 - 25.0	0.0 - 6.0				
4	BUS	5	10.0 - 13.3	6.0 - 25.0	0.0 - 6.0	0.0 - 6.0			
		2	23.0 - 40.0						2 (Medium)
5	2D	3	23.0 - 40.0	0.0 - 6.0					
		2	13.3 - 23.0						
		3	13.3 - 23.0	6.0 - 25.0					
		4	13.3 - 23.0	6.0 - 25.0	0.0 - 6.0				
6	3AXLE	3	13.3 - 23.0	6.0 - 25.0	0.0 - 6.0	0.0 - 6.0			
7	4AXLE	4	6.0 - 23.0	0.0 - 6.0	0.0 - 6.0				
8	2S1,21	3	6.0 - 23.0	0.0 - 6.0					3 (Heavy)
		4	10.0 - 23.0	11.0 - 40.0					
		4	10.0 - 23.0	11.0 - 40.0	2.0 - 12.0				
9	3S2	4	6.0 - 23.0	0.0 - 6.0	6.0 - 44.0				
		5	6.0 - 26.0	0.0 - 6.0	6.0 - 46.0	0.0 - 11.0			
10	3S3,33	5	6.0 - 26.0	0.0 - 6.0	6.0 - 23.0	11.0 - 27.0			
		6	6.0 - 26.0	0.0 - 6.0	0.0 - 46.0	0.0 - 11.0	0.0 - 11.0		
11	2S12	7	6.0 - 16.70	0.0 - 6.0	13.3 - 40.0	0.0 - 13.3	0.0 - 13.3	0.0 - 13.3	
		5	6.0 - 26.0	11.0 - 26.0	6.0 - 20.0	11.0 - 26.0			
12	3S12	6	6.0 - 26.0	0.0 - 6.0	11.0 - 26.0	6.0 - 24.0	11.0 - 26.0		
13	2S23,3S22	7							
		8							
		9							

GB DTp National Core Census.

- **Units:** Metric (m)
- **Car class:** 3
- **Unclassifiable vehicle class:** 27

Class	Type	Axles	SP1	SP2	SP3	SP4	SP5
1	DTp C	2	0.0 - 1.06				
2	DTp O	2	1.06 - 1.7				
3	DTp 1	2	1.7 - 2.64				
4	DTp 2	2	2.64 - 3.75				
5	DTp 21	3	1.89 - 2.95	3.5 - 6.0			
		3	1.89 - 2.95	1.9 - 4.0			
		4	1.89 - 2.95	1.9 - 6.0	0.5 - 1.3		
6	DTp 31	2	3.75 - 6.0				
7	DTp 32	3	2.0 - 6.0	1.0 - 1.9			
		3	1.0 - 1.88	2.0 - 12.0			
8	DTp 33	4	1.0 - 1.9	2.0 - 12.0	1.0 - 1.9		
		4	3.0 - 9.0	1.0 - 2.5	1.0 - 2.5		
9	DTp 41	3	2.95 - 9.2	1.9 - 4.0			
		4	2.95 - 12.0	2.0 - 12.0	2.5 - 12.0		
		4	2.95 - 9.2	2.5 - 9.0	0.5 - 2.5		
10	DTp 42	5	2.0 - 12.0	1.0 - 12.0	2.0 - 12.0	1.0 - 1.9	
11	DTp 43	5	2.0 - 12.0	1.0 - 1.9	1.9 - 12.0	2.5 - 12.0	
12	DTp 44	6	2.0 - 12.0	1.0 - 1.9	1.9 - 12.0	2.0 - 12.0	1.0 - 1.9
13	DTp 51	3	1.89 - 3.99	3.5 - 15.0			
14	DTp 52	4	1.89 - 3.99	3.5 - 15.0	1.05 - 2.5		
		4	1.89 - 2.95	3.5 - 6.0	1.05 - 1.3		
15	DTp 53	4	1.0 - 1.9	1.9 - 12.0	2.0 - 15.0		
		4	1.7 - 5.25	1.0 - 1.9	2.0 - 15.0		
16	DTp 54	5	1.7 - 5.25	1.0 - 1.9	2.0 - 15.0	1.0 - 2.5	
		5	1.0 - 1.9	1.9 - 12.0	2.0 - 15.0	1.0 - 2.5	
17	DTp 55	5	2.0 - 12.0	2.0 - 15.0	0.7 - 1.8	0.7 - 1.8	
18	DTp 56	6	1.9 - 5.25	1.0 - 1.9	2.0 - 15.0	1.0 - 1.9	1.0 - 1.9
19	DTp 61	2	6.0 - 12.0				
		3	6.0 - 12.0	1.0 - 1.9			
20	DTp 7	7 - 20					
21	DTp 1N	1					
22	DTp 2N	2					
23	DTp 3N	3					
24	DTp 4N	4					
25	DTp 5N	5					
26	DTp 6N	6					

Norfolk

Scheme similar to ARX, modified for UK.

- **Units:** Metric (m)
- **Car class:** 2
- **Unclassifiable vehicle class:** 13

Class	Type	Axles	Grps	SP1	SP2
1	MCB	2		0.0 - 1.75	
2	CAR	2	1 - 2	1.75 - 3.0	
3	LGV	2	1 - 2	3.0 - 3.8	
4	STOW	3 - 5	3	1.75 - 3.8	1.75 - 50.0
5	RIGID2	2	2	3.8 - 50.0	
6	RIGID3	3	2		
7	RIGID4	4 - 20	2		
8	ARTIC3	3	3	3.8 - 50.0	
9	ARTIC4	4	3 - 4		0.0 - 1.75
		4	3 - 4	0.0 - 1.75	
		4	3 - 4	3.8 - 50.0	
10	ARTIC5	5	3 - 5		0.0 - 1.75
		5	3 - 5	0.0 - 1.75	
		5	3 - 5	3.8 - 50.0	
11	ARTIC6	6	2 - 6		
		6 - 20	3		
12	BDBL	7 - 20	4		

Sample ARX

This is an example scheme. It is very similar to ARX.

- **Units:** Metric (m)
- **Car class:** 2
- **Unclassifiable vehicle class:** 13

Class	Type	Axles	Grps	SP1	SP2	Aggregate
1	MC	2	1 - 2	0.0 - 1.7		1 (Light)
2	SV	2	1 - 2	1.7 - 3.2		
3	SVT	3 - 5	3	2.1 - 3.2	2.1 - 50.0	
4	TB2	2	2	3.2 - 50.0		2 (Medium)
5	TB3	3	2			
6	T4	4 - 20	2			
7	ART3	3	3	3.2 - 50.0		3 (Heavy)
8	ART4	4	3 - 4		0.0 - 2.1	
		4	3 - 4	0.0 - 2.1		
		4	3 - 4	3.2 - 50.0		
9	ART5	5	3 - 5		0.0 - 2.1	
		5	3 - 5	0.0 - 2.1		
		5	3 - 5	3.2 - 50.0		
10	ART6	6	2 - 6			
		6 - 20	3			
11	BD	7 - 20	4			
12	DRT	7 - 20	5 - 6			
		7 - 20	7 - 20			

Sample AustRoads

This is an example scheme. It is very similar to AustRoads94.

- **Units:** Metric (m)
- **Car class:** 1
- **Unclassifiable vehicle class:** 13

Class	Type	Axles	Grps	SP1	SP2	Aggregate
1	AR1	2	1 - 2	0.0 - 3.2		1 (Light)
2	AR2	3 - 5	3	2.1 - 3.2	2.1 - 50.0	
3	AR3	2	2	3.2 - 50.0		
4	AR4	3	2			2 (Medium)
5	AR5	4 - 20	2			
6	AR6	3	3	3.2 - 50.0		
7	AR7	4	3 - 4		0.0 - 2.1	3 (Heavy)
		4	3 - 4	0.0 - 2.1		
		4	3 - 4	3.2 - 50.0		
8	AR8	5	3 - 5		0.0 - 2.1	
		5	3 - 5	0.0 - 2.1		
		5	3 - 5	3.2 - 50.0		
9	AR9	6	2 - 6			
		6 - 20	3			
10	AR10	7 - 20	4			
11	AR11	7 - 20	5 - 6			
12	AR12	7 - 20	7 - 20			

Sample F2

This is an example scheme. It is very similar to Scheme F2.

- **Units:** Non - metric (ft)
- **Car class:** 2
- **Unclassifiable vehicle class:** 14

Class	Type	Axles	SP1	SP2	SP3	SP4	SP5	SP6	Aggregate
1	F1	2	1.0 - 6.0						1 (Light)
2	F2	2	6.0 - 10.2						
		3	6.0 - 10.2	6.0 - 18.0					
3	F3	4	6.0 - 10.2	6.0 - 18.0	0.0 - 6.0				
		2	10.2 - 13.0						
		3	10.2 - 13.0	6.0 - 18.0					
4	F4	4	10.2 - 13.0	6.0 - 18.0	0.0 - 6.0				
		2	20.0 - 40.0						2 (Medium)
5	F5	3	20.0 - 40.0	0.0 - 6.0					
		2	13.0 - 20.0						
7	F7	6	6.0 - 23.0	0.0 - 6.0					
		4	6.0 - 23.0	0.0 - 9.0	0.0 - 9.0				
		5	6.0 - 17.0	0.0 - 6.0	0.0 - 6.0	0.0 - 6.0			
8	F8	6	6.0 - 17.0	0.0 - 6.0	0.0 - 6.0	0.0 - 6.0	0.0 - 6.0		
		4	6.0 - 17.0	0.0 - 6.0	0.0 - 6.0	0.0 - 6.0	0.0 - 6.0		
		4	6.1 - 17.0	14.0 - 40.0	0.0 - 6.1				
9	F9	3	6.0 - 17.0	14.0 - 40.0					3 (Heavy)
		4	6.0 - 20.0	0.0 - 6.0	6.0 - 40.0				
10	F10	4	6.0 - 22.0	0.0 - 6.0	6.0 - 40.0	0.0 - 12.50			
		5	6.0 - 22.0	0.0 - 6.0	6.0 - 23.0	1.1 - 23.0			
11	F11	6	6.0 - 22.0	0.0 - 6.0		0.0 - 11.0	0.0 - 11.0		
		7	6.0 - 22.0	0.0 - 6.0		0.0 - 13.0	0.0 - 13.0	0.0 - 13.0	
12	F12	5	6.0 - 17.0	11.0 - 25.0	6.0 - 18.0	11.0 - 25.0			
13	F13	6	6.0 - 22.0	0.0 - 6.0	1.0 - 25.0	6.0 - 18.0	11.0 - 25.0		
14	F14	7 - 9							

Sample F3

This very similar to Scheme F2. Class 11 has been changed.

- **Units:** Non - metric (ft)
- **Car class:** 2
- **Unclassifiable vehicle class:** 14

Class	Type	Axles	SP1	SP2	SP3	SP4	SP5	SP6	Aggregate
1	F1	2	1.0 - 6.0						1 (Light)
2	F2	2	6.0 - 10.2						
		3	6.0 - 10.2	6.0 - 18.0					
3	F3	4	6.0 - 10.2	6.0 - 18.0	0.0 - 6.0				
		2	10.2 - 13.0						
		3	10.2 - 13.0	6.0 - 18.0					
4	F4	4	10.2 - 13.0	6.0 - 18.0	0.0 - 6.0				
		2	20.0 - 40.0						2 (Medium)
5	F5	3	20.0 - 40.0	0.0 - 6.0					
		2	13.0 - 20.0						
7	F7	6	6.0 - 23.0	0.0 - 6.0					
		4	6.0 - 23.0	0.0 - 9.0	0.0 - 9.0				
		5	6.0 - 17.0	0.0 - 6.0	0.0 - 6.0	0.0 - 6.0			
8	F8	6	6.0 - 17.0	0.0 - 6.0	0.0 - 6.0	0.0 - 6.0	0.0 - 6.0		
		4	6.0 - 17.0	0.0 - 6.0	0.0 - 6.0	0.0 - 6.0	0.0 - 6.0		
		3	6.0 - 17.0	14.0 - 40.0					
9	F9	4	6.0 - 20.0	0.0 - 6.0	6.0 - 40.0				3 (Heavy)
		4	6.0 - 20.0	14.0 - 42.0	0.0 - 6.1				
10	F10	5	6.0 - 22.0	0.0 - 6.0	6.0 - 40.0	0.0 - 12.5			
		5	6.0 - 22.0	0.0 - 6.0	6.0 - 23.0	1.1 - 23.0			
11	F11	6	6.0 - 22.0	0.0 - 6.0	0.0 - 40.0	0.0 - 11.0	0.0 - 11.0		
		7	6.0 - 22.0	0.0 - 6.0	0.0 - 40.0	0.0 - 13.0	0.0 - 13.0	0.0 - 13.0	
12	F12	6	6.0 - 22.0	11.0 - 25.0	6.0 - 18.0	11.0 - 25.0			
13	F13	7 - 9							

Türkçe

Türkiye'ye ait sınıflandırma seması.

- **Units:** Metric (m)
- **Car class:** 2
- **Unclassifiable vehicle class:** 12

Class	Type	Axles	SP1	SP2	SP3	SP4	SP5	Aggregate
1	m/s	2	0.0 - 1.83					1 (hafif)
2	oto	2	1.83 - 3.0					
		3	1.83 - 3.0	1.83 - 4.24				
3	pikap	2	3.0 - 3.5					
		3	3.0 - 3.5	1.83 - 4.24				
4	Otobüs	2	5.4 - 12.0					2 (orta)
		3	5.4 - 12.0	0.0 - 1.83				
5	Kamyon2	2	3.5 - 5.3					
6	Kamyon3	3	2.8 - 5.3	0.0 - 1.83				
		3	0.0 - 1.83	2.8 - 5.3				
7	Kamyon	4	0.0 - 1.83	2.0 - 7.05	0.0 - 1.83			
		4	2.0 - 7.05	0.0 - 1.83	0.0 - 1.83			
		4	0.0 - 1.83	0.0 - 1.83	2.0 - 7.05			
		5	0.0 - 1.83	2.0 - 7.05	0.0 - 1.83	0.0 - 1.83		
8	Treyler	3	1.83 - 6.1	4.25 - 12.0				
		4	1.83 - 6.1	0.0 - 1.83	1.83 - 12.0			
		4	1.83 - 6.1	1.83 - 12.0	0.0 - 1.83			
		4	1.83 - 6.1	1.83 - 7.0	1.83 - 12.0			
9	Kombi5	5	1.83 - 6.7	1.83 - 12.0	0.0 - 1.83	0.0 - 1.83		
		5	1.83 - 6.7	0.0 - 1.83	1.83 - 12.0	0.0 - 1.83		
		5	1.83 - 6.7	0.0 - 1.83	1.83 - 7.65	1.83 - 12.0		
		5	1.83 - 6.70	1.83 - 12.0	1.83 - 7.65	1.83 - 12.0		
10	Kombi6	6	1.83 - 6.7	0.0 - 1.83	1.83 - 12.0	0.0 - 1.83	0.0 - 1.83	
		6	1.83 - 6.7	0.0 - 1.83	1.83 - 12.0	1.83 - 7.65	1.83 - 7.65	
		6	1.83 - 6.7	0.0 - 1.83	1.83 - 7.65	1.83 - 12.0	0.0 - 1.83	
11	>7aks	7						

www.metrocount.com

Copyright© 1991, 2013 Microcom Pty Ltd. All rights reserved. MetroCount, Traffic Executive, MCSetup, MCSetLite, MCRReport, MCTools, Microcom and Microcom Pty Ltd, and the MetroCount and Microcom Pty Ltd logo, are trademarks of Microcom Pty Ltd. All other trademarks are the property of their respective owners. Other Microcom intellectual property including Patents and designs may be protected by international law. The furnishing of this software, the accompanying product or any related documentation or materials does not give you any license to this intellectual property.